



THE UNIVERSITY OF BRITISH COLUMBIA

Introduction to Cryptography

EECE 412

Module Outline

- Historical background
 - Classic ciphers
 - One-time pad
- The Random Oracle model
 - Random functions: Hash functions
 - Random generators: stream ciphers
 - Random Permutations: block ciphers

learning objectives

each student should be able to:

- explain classic ciphers covered in the lectures
- encrypt and decrypt using these classic cyphers
- break classic ciphers (home assignment #2)
- explain one-time-pad and encrypt/decrypt wit it
- explain the Random Oracle Models for hash function, stream cipher, and block cipher

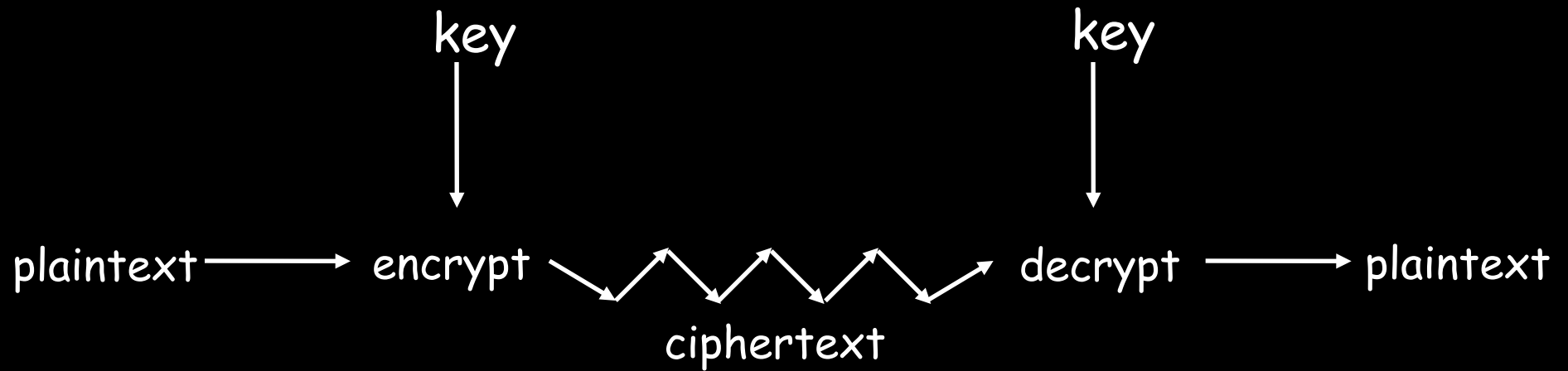
Crypto

- **Cryptology** — The art and science of making and breaking “secret codes”
- **Cryptography** — making “secret codes”
- **Cryptanalysis** — breaking “secret codes”
- **Crypto** — all of the above (and more)

How to Speak Crypto

- A *cipher* or *cryptosystem* is used to *encrypt* the *plaintext*
- The result of encryption is *ciphertext*
- We *decrypt* ciphertext to recover plaintext
- A *key* is used to configure a cryptosystem
- A *symmetric key* cryptosystem uses the same key to encrypt as to decrypt
- A *public key* cryptosystem uses a *public key* to encrypt and a *private key* to decrypt

Crypto as Black Box



a generic use of crypto

basic assumptions in crypto

- assumptions
 1. The system is completely known to the attacker
 2. Only the key is secret
- Also known as **Kerckhoffs Principle**
 - Crypto algorithms are not secret

Kerckhoff's Principle

*“The security of a cryptosystem must not depend on keeping secret the crypto-algorithm. The security depends only on **keeping secret the key**”*

Auguste Kerckhoff von Nieuwenhof

Dutch linguist

1883

basic assumptions in crypto

- assumptions
 1. The system is completely known to the attacker
 2. Only the key is secret
- Also known as **Kerckhoffs Principle**
 - Crypto algorithms are not secret
- Why do we make this assumption?
 - Experience has shown that secret algorithms are weak when exposed
 - Secret algorithms never remain secret
 - Better to find weaknesses beforehand

Historical Background

To read:

- Stamp: all of chapter 2 except 2.3.6 & 2.3.8, which are optional reading
- Anderson: 5.1 & 5.2

two types of ciphers

- substitution
- transposition

Letter Indices in English Alphabet

A	B	C	D	E	F	G	H	I	J	K	L	M
0	1	2	3	4	5	6	7	8	9	10	11	12

N	O	P	Q	R	S	T	U	V	W	X	Y	z
13	14	15	16	17	18	19	20	21	22	23	24	25

Caesar Cipher

- Plaintext is HELLO WORLD
- Change each letter to the third letter following it (X goes to A, Y to B, Z to C)
 - Key is 3, usually written as letter 'D'
 - $C = P + K \text{ mod } 26$
- Ciphertext: KHOOR ZRUOG

Plain HELLOWORLD

Key DDDDDDDDDD

Cipher KHOORZRUOG

a simple attack

- how to attack Caesar Cipher?
- exhaustive/brute-force (key) search
- with 26 keys, how many attempts on average?
- Trudy can try 2^{40} candidates/second
- 2^{56} -- 18 hours
- 2^{64} -- 6 months
- how to increase key space for substitution cipher?

Monoalphabetic Substitution Cipher

Invented by Arabs in 8th or 9th centuries

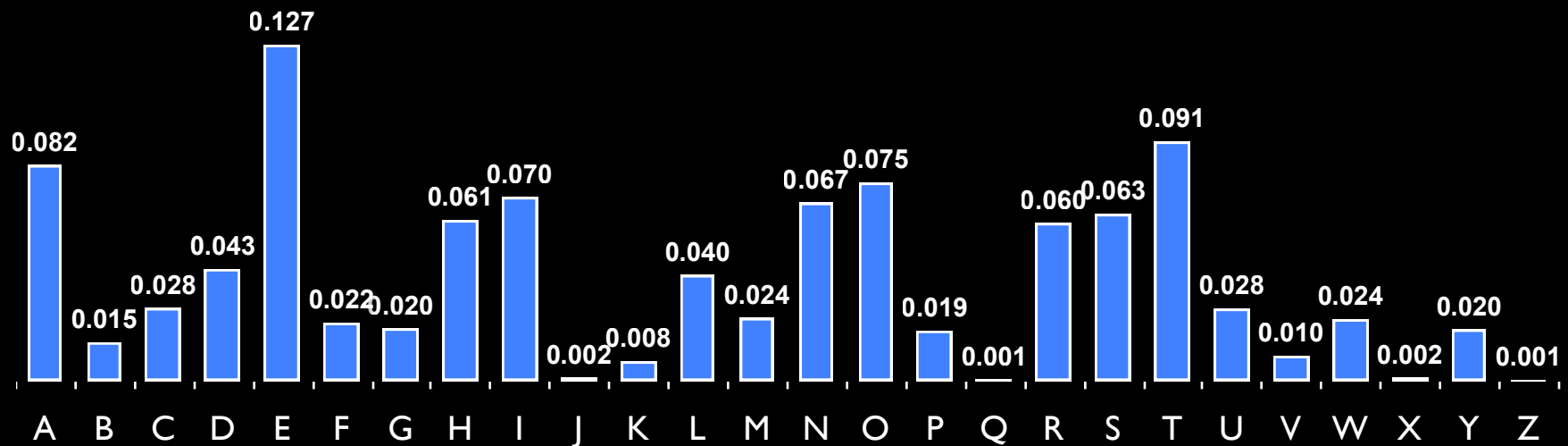
A	B	C	D	E	F	G	H	I	J	K	L	M	N	..	Z
F	T	W	S	G	M	P	A	Z	C	L	V	O	D	..	B

Plain HELLOWORLD

Key

Cipher AGVVYEYZVS

Frequency Analysis of English Letters



Polyalphabetic Vigenère Cipher

proposed by Blaise de Vigenere from the court of Henry III of France in the sixteenth century

Like Cæsar cipher, but use a **phrase**

- Example
 - Message: TO BE OR NOT TO BE THAT IS THE QUESTION
 - Key: RELATIONS
 - Encipher using Cæsar cipher for each letter:

Plain	TO BE OR NOT TO BE THAT IS THE QUESTION
Key	RE LA TI ONS RE LA TI ON SR ELA TI ONSREL
Cipher	KS ME HZ BBL KS ME MPOG AJ XSE J CSF LZSY



Playfair Cipher

background

- encrypts pairs of letters (digraphs), instead of single letters
 - ~600 possible digraphs rather than the 26 possible monographs
- was used for tactical purposes by
 - British forces in the Second Boer War (in South Africa) and in World War I
 - the Australians and Germans during World War II

anecdotal history

- invented in 1854 by Charles Wheatstone
- rejected by the British Foreign Office when it was developed because of its perceived complexity
- Wheatstone offered to demonstrate that three out of four boys in a nearby school could learn to use it in 15 minutes
- the Under Secretary of the Foreign Office responded: "That is very possible, but you could never teach it to attachés."
- named after Lord Playfair who promoted the use of the cipher



source: wikipedia.org

setting up the cipher

- 5 x 5 table
- example key:
“playfair example”
- drop any duplicate letters
- fill the remaining of the letters from the English alphabet / one letter (J or Q)

P	L	A	Y	F _A
I	R	E	X _A	M _{PLE}
B	C	D _{EF}	G	H _{I=J}
K _{LM}	N	O _P	Q _R	S
T	U	V	W _{XY}	Z

source: wikipedia.org

encryption overview

1. break the plain text into digraphs

1. split double letters with “X”, e.g., “EE” -> “EXE”

2. append “X” if odd number of characters.

3. "Hide the gold in the tree stump" becomes
"HI DETH EG OL DI NT HETR EX ESTU MP"

2. map each digraph out using the table

mapping rules

If a pair forms a rectangle, replace it with letters from the opposite corners on the same row.

P	L	A	Y	F
I	R	E	X	M
B	C	D	G	H
K	N	O	Q	S
T	U	V	W	Z

HI

Shape: Rectangle
Rule: Pick Same Rows,
Opposite Corners

BM

source: wikipedia.org

mapping rules

If the letters appear on the same column of your table, replace them with the letters immediately below respectively.

P	L	A	Y	F
I	R	E	X	M
B	C	D	G	H
K	N	O	Q	S
T	U	V	W	Z

DE

Shape: Column
Rule: Pick Items Below Each Letter, Wrap to Top if Needed

OD

source: wikipedia.org

P	L	A	Y	F
I	R	E	X	M
B	C	D	G	H
K	N	O	Q	S
T	U	V	W	Z

“HI DE TH EG OL DI NT HETR EX ESTU MP”

“BM OD ?? ...

P	L	A	Y	F
I	R	E	X	M
B	C	D	G	H
K	N	O	Q	S
T	U	V	W	Z

“HI DE TH EG OL DI NT HETR EX ESTU MP”

“BM OD ZB ?? ...

P	L	A	Y	F
I	R	E	X	M
B	C	D	G	H
K	N	O	Q	S
T	U	V	W	Z

“HI DE TH EG OL DI NT HETR EX ESTU MP”

“BM OD ZB XD ?? ...”

P	L	A	Y	F
I	R	E	X	M
B	C	D	G	H
K	N	O	Q	S
T	U	V	W	Z

“HI DE TH EG OL **DI** NT HETR EX ESTU MP”

“BM OD ZB XD NA ?? ...”

P	L	A	Y	F
I	R	E	X	M
B	C	D	G	H
K	N	O	Q	S
T	U	V	W	Z

“HI DE TH EG OL DI **NT** HETR EX ESTU MP”

“BM OD ZB XD NA BE ?? ...

P	L	A	Y	F
I	R	E	X	M
B	C	D	G	H
K	N	O	Q	S
T	U	V	W	Z

“HI DE TH EG OL DI NT HE TR EX ESTU MP”

“BM OD ZB XD NA BE KU ?? ...

P	L	A	Y	F
I	R	E	X	M
B	C	D	G	H
K	N	O	Q	S
T	U	V	W	Z

“HI DE TH EG OL DI NT HE TR EX ES TU MP”

“BM OD ZB XD NA BE KU DM ?? ...

P	L	A	Y	F
I	R	E	X	M
B	C	D	G	H
K	N	O	Q	S
T	U	V	W	Z

“HI DE TH EG OL DI NT HE TR **EX** ES TU MP”

“BM OD ZB XD NA BE KU DM UI ?? ...

If the letters appear on the same row of your table, replace them with the letters immediately to right, respectively. Wrap to left, if needed.

P	L	A	Y	F
I	R	E	X	M
B	C	D	G	H
K	N	O	Q	S
T	U	V	W	Z

EX

Shape: Row
Rule: Pick Items to Right of Each Letter, Wrap to Left if Needed

XM

source: wikipedia.org

P	L	A	Y	F
I	R	E	X	M
B	C	D	G	H
K	N	O	Q	S
T	U	V	W	Z

“HI DE TH EG OL DI NT HE TR EX **ES** TU MP”

“BM OD ZB XD NA BE KU DM UI XM ?? ...

P	L	A	Y	F
I	R	E	X	M
B	C	D	G	H
K	N	O	Q	S
T	U	V	W	Z

“HI DE TH EG OL DI NT HE TR EX ES **TU** MP”

“BM OD ZB XD NA BE KU DM UI XM MO ?? ...

P	L	A	Y	F
I	R	E	X	M
B	C	D	G	H
K	N	O	Q	S
T	U	V	W	Z

“HI DE TH EG OL DI NT HE TR EX ES TU **MP**”

“BM OD ZB XD NA BE KU DM UI XM MO UV ?? ...

“HIDE THE GOLD IN THE TREE STUMP”

“HI DE TH EG OL DI NT HE TR EX ES TU MP”

“BM OD ZB XD NA BE KU DM UI XM MO UV IF”

- How to decrypt it with the key?
- What betrays Palyfair?
- How can one break it?

Double Transposition

	col 1	col 2	col 3
row 1	a	t	t
row 2	a	c	k
row 3	x	a	t
row 4	x	d	a
row 5	w	n	x

Permute rows
and columns



	col 1	col 3	col 2
row 3	x	t	a
row 5	w	x	n
row 1	a	t	t
row 4	x	a	d
row 2	a	k	c

- Plaintext: **attackxatxdawnx**
- Ciphertext: **xtawxnattxadakc**
- Key: matrix size and permutations
(3,5,1,4,2) and (1,3,2)

Cryptanalysis: Terminology

- Cryptosystem is **secure** if best known attack is to try all keys
- Cryptosystem is **insecure** if any shortcut attack is known
- By this definition, an insecure system might be harder to break than a secure system! Why?



one-time pad (OTP)

One-Time Pad

A Vigenère cipher with a random key at least as long as the message

- Provably **unbreakable**
- Why?

Plain text	D O I T	D O N T
Key	A J I Y	A J D Y
Cipher text	D X Q R	D X Q R

- Warning: **keys must be random**, or you can attack the cipher by trying to regenerate the key

Little Bit of History

- about 95 years ago,
January 19, 1917 ...

Codebook

- Literally, a book filled with “codewords”
- **Zimmerman Telegram** encrypted via codebook

Februar 13605

fest 13732

finanzielle 13850

folgender 13918

Frieden 17142

Friedenschluss 17149

: :

- Modern block ciphers are codebooks!

Zimmerman Telegram



Arthur Zimmermann (1854-1940)
German Foreign Secretary

- One of most famous codebook ciphers ever
- Led to US entry in WWI
- Ciphertext shown here...

WESTERN UNION TELEGRAM

Send the following telegram, subject to the terms on back hereof, which are hereby agreed to

GERMAN LEGATION
MEXICO CITY

via Galveston

JAN 18 1917

130	13042	13401	8501	115	3528	416	17214	8491	11310
18147	18222	21560	10247	11518	23877	13805	3494	14936	
98092	5905	11311	10392	10371	0302	21290	5161	39695	
23571	17504	11269	18276	18101	0317	0228	17694	4473	
23284	22200	19452	21589	67893	5569	13918	8958	12137	
1333	4725	4458	5905	17188	13851	4458	17149	14471	6708
13850	12224	6929	14991	7382	15857	67893	14218	36477	
5870	17553	67893	5870	5454	16102	15217	22801	17138	
21001	17388	7440	23638	18222	6719	14331	15021	23845	
3158	23552	22096	21604	4797	9497	22404	20855	4377	
23610	18140	22260	5905	13347	20420	39689	13732	20667	
6929	5275	18507	52262	1340	22049	13339	11265	22295	
10439	14814	4178	6992	8784	7032	7357	6926	52262	11267
21100	21272	9348	9559	22464	15874	18502	18500	15857	
2188	5376	7381	98092	16127	13486	9350	9220	76036	14219
5144	2831	17920	11347	17142	11264	7667	7762	15099	9110
10482	97556	3569	3670						

Charge German Embassy.

Zimmerman Telegram Decrypted

- British had recovered partial codebook
- Able to fill in missing parts

MAILED TELEGRAM RECEIVED.
Factor 1-8-08
W. L. Morrison, State Dept.
By *Wm. A. Eckhoff, Assistant* FROM 2nd from London # 5747.
Date *Oct 27, 1917*

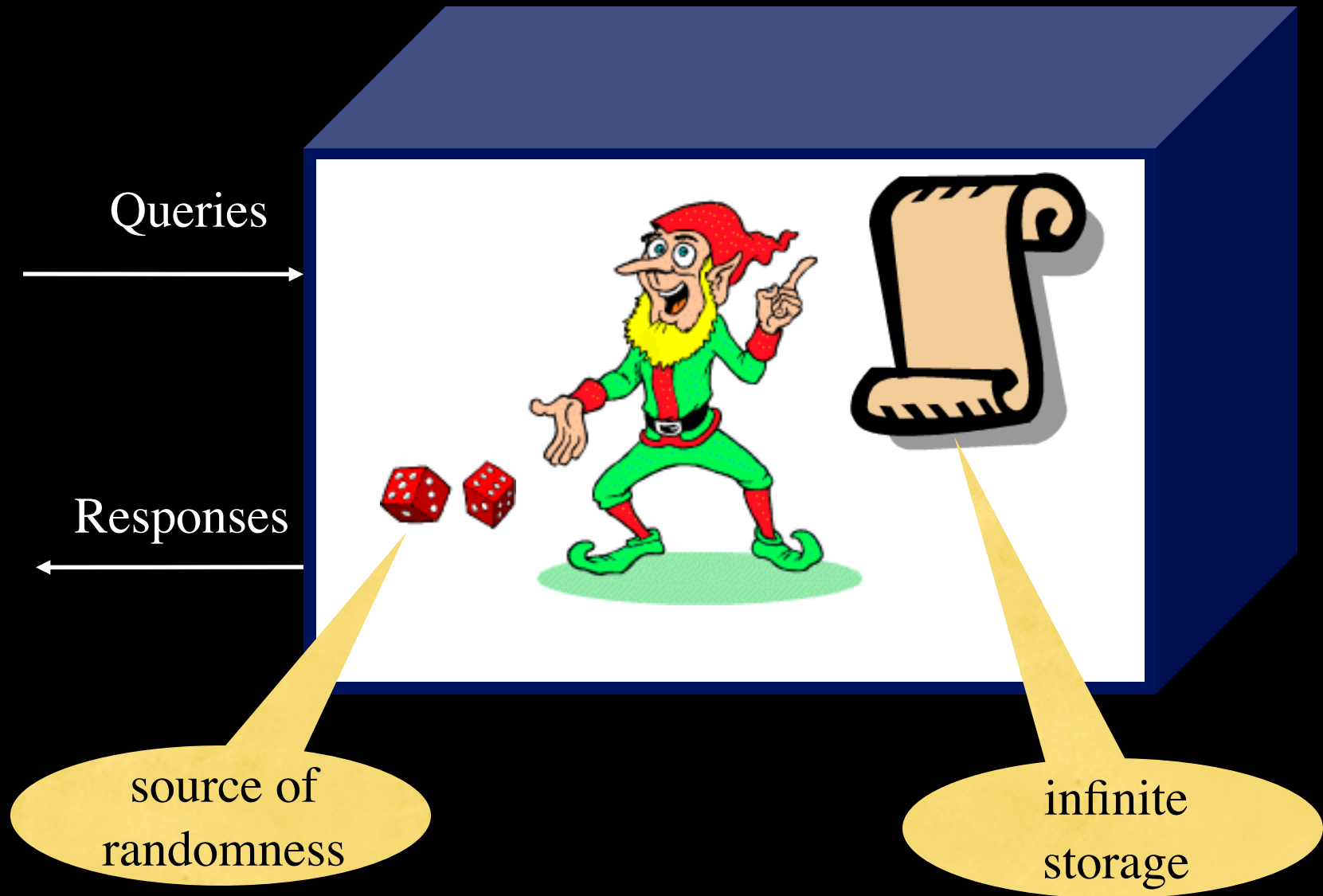
"We intend to begin on the first of February unrestricted submarine warfare. We shall endeavor in spite of this to keep the United States of America neutral. In the event of this not succeeding, we make Mexico a proposal of alliance on the following basis: make war together, make peace together, generous financial support and an understanding on our part that Mexico is to reconquer the lost territory in Texas, New Mexico, and Arizona. The settlement in detail is left to you. You will inform the President of the above most secretly as soon as the outbreak of war with the United States of America is certain and add the suggestion that he should, on his own initiative, ~~write~~ ^{invite} Japan to immediate adherence and at the same time mediate between Japan and ourselves. Please call the President's attention to the fact that the ruthless employment of our submarines now offers the prospect of compelling England in a few months to make peace." Signed, ZIMMERMAN.



Random Oracle Model

Read: Anderson 5.3

What is Random Oracle Model?



Random Function as Random Oracle

- In: string of any length



- Out: **random** string of **fixed** length

- Applications:

- One-way functions
- Hash functions
 - Message digests
 - Time stamping

Properties

efficiency -- easy to compute $h(x)$ for any x .

one-way -- given any y , it's infeasible to find x , s.t., $h(x) = y$

weak collision resistance -- given x and $h(x)$, it's infeasible to $y \neq x$, s.t. $h(y) == h(x)$

strong collision resistance -- infeasible to find any $x \neq y$, s.t., $h(x) == h(y)$

Random Generator (Stream Cipher)

as Random Oracle

- In:
 - short string (**key**)
 - length of the output

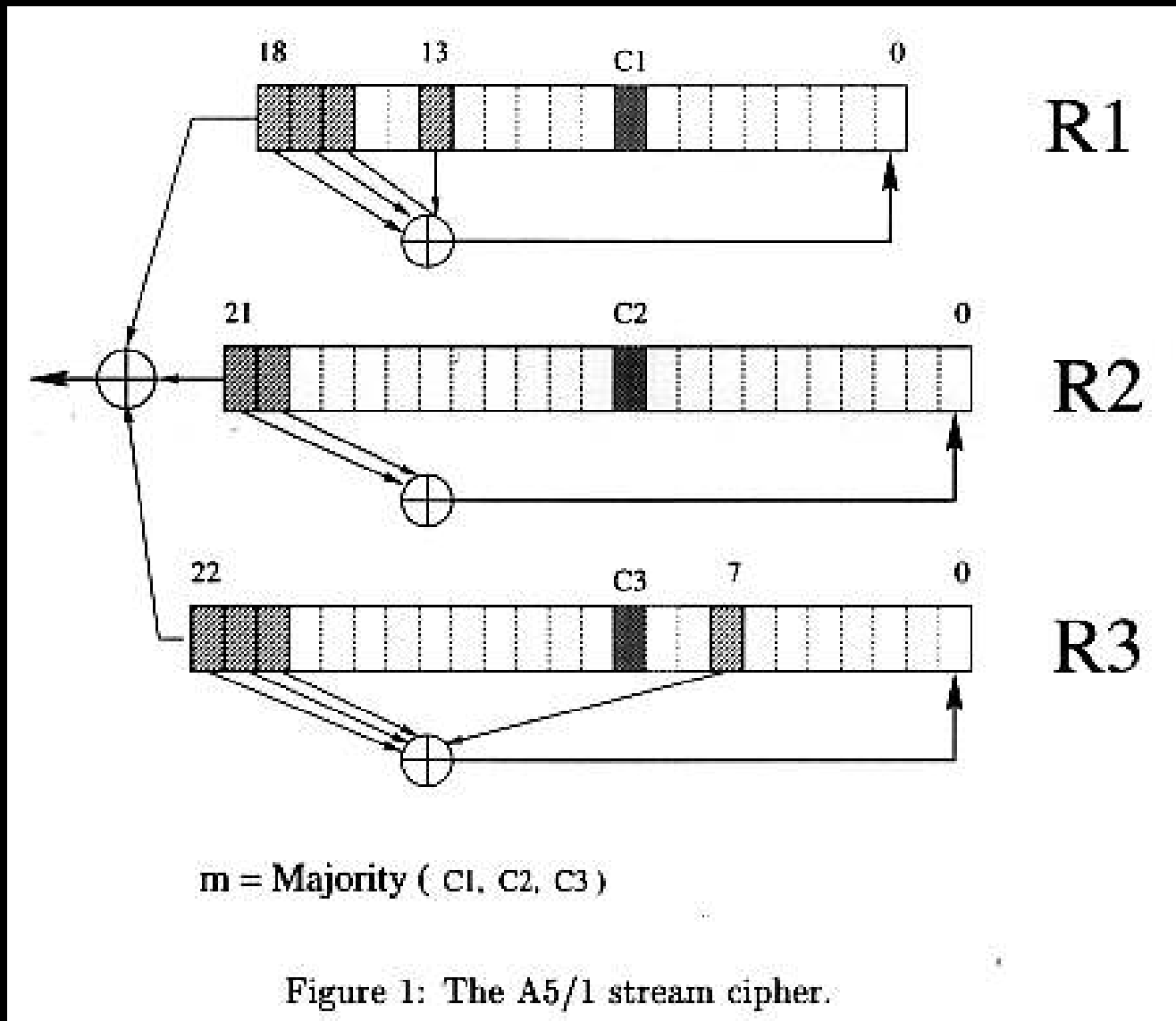


- Out: **long random** stream of bits (**keystream**)
- Applications:
 - Communications encryption
 - Storage encryption

Properties

- Should not reuse
 - Use **seed**

Example: A5 stream cipher for GSM



From: Alex Biryukov, Adi Shamir, David Wagner "Real Time Cryptanalysis of A5/1 on a PC"


Random Permutation (Block Cipher)

as Random Oracle

- In
 - fixed size short string (plaintext) M ,
 - DES -- 64 bits
 - Key K

Queries →

← Responses



- Out
 - same fixed size short string (ciphertext) C

Notation

- $C = \{ M \}_K$
- $M = \{ C \}_K$

Properties

- Invertible

Summary

- Historical background
 - Caesar, Vigenère, Palyfair, and Double Transposition ciphers
 - One-time pad
 - One-way functions
 - Asymmetric cryptosystems
- The Random Oracle model
 - Random functions: Hash functions
 - Random generators: stream ciphers
 - Random Permutations: block ciphers

